



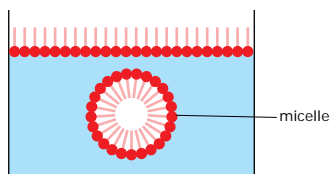
## Fatty Acids and Other Lipids - Part 2

©1998 by Alberts, Bray, Johnson, Lewis, Raff, Roberts, Walter <http://www.essentialcellbiology.com>  
Published by Garland Publishing, a member of the Taylor & Francis Group.

### LIPID AGGREGATES


Fatty acids have a hydrophilic head and a hydrophobic tail.

In water they can form a surface film or form small micelles.

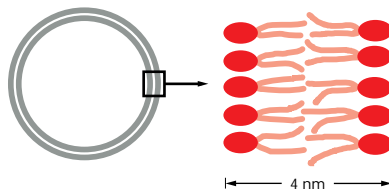


Their derivatives can form larger aggregates held together by hydrophobic forces:

**Triglycerides** form large spherical fat droplets in the cell cytoplasm.

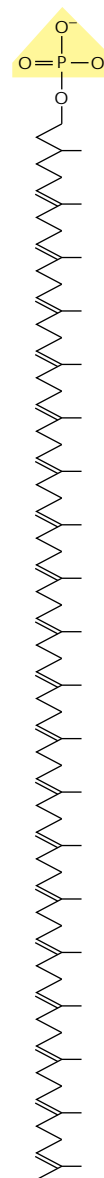


**Phospholipids and glycolipids** form self-sealing lipid bilayers that are the basis for all cellular membranes.



### POLYISOPRENOIDS

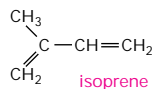
long chain polymers of isoprene



**dolichol phosphate**—used to carry activated sugars in the membrane-associated synthesis of glycoproteins and some polysaccharides

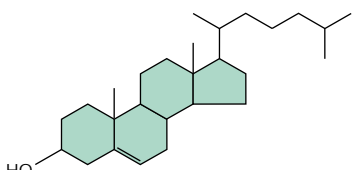
### OTHER LIPIDS

Lipids are defined as the water-insoluble molecules in cells that are soluble in organic solvents. Two other common types of lipids are steroids and polyisoprenoids. Both are made from isoprene units.

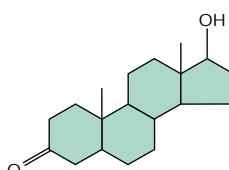


### STERIODS

Steroids have a common multiple-ring structure.



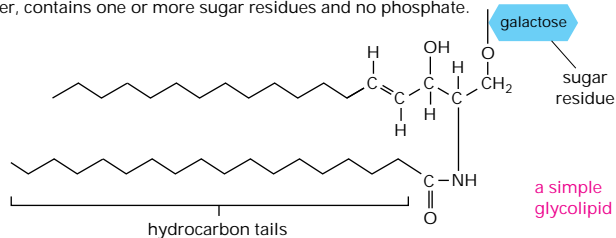
**cholesterol**—found in many membranes



**testosterone**—male steroid hormone

### GLYCOLIPIDS

Like phospholipids, these compounds are composed of a hydrophobic region, containing two long hydrocarbon tails, and a polar region, which, however, contains one or more sugar residues and no phosphate.



galactose

sugar residue

a simple glycolipid